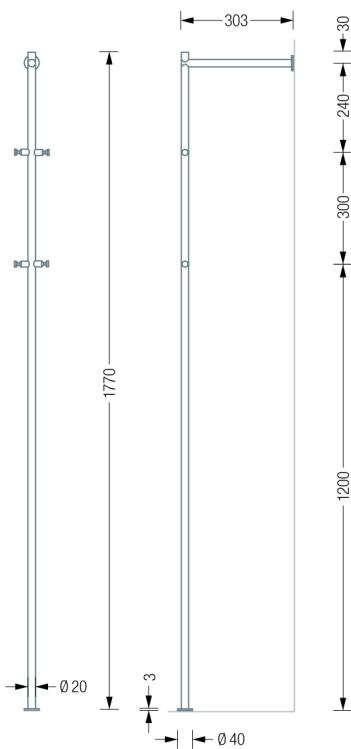


# GL1 Coat Stand

GL1 L-shaped coat stand for wall mounting with hat rosettes & Hilti fastening material \*.

L element clothes rail connecting back to the wall for hangers and four rod-shaped coat hooks.

Material: Matt finish, hand-ground, solid stainless steel.

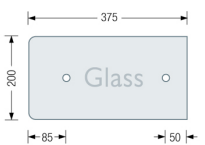
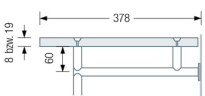


## GL1G

With frosted glass shelf made of 8 mm ESG (Single-pane safety glass, underside satin), with rounded and polished Edge. Including connection elements and four screws for flat screw connection.

## GL1H

With 19 mm solid wood shelf. Including connection elements and four Screws for flat screwing.



\* Stainless steel countersunk screw d 7 x 60 mm with frame plug 10 mm (HRD-CR 10 x 60).