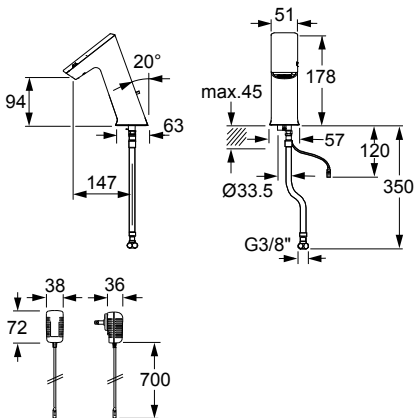


CONTI ultra lavatory faucet GM20 PUBLIC



ultra lavatory faucet GM20 PUBLIC, with IR sensor, without temperature-mixing (for cold or premixed water), chromed

Touchless, electronically controlled lavatory faucet:

- Modular single-piece design without separate installation box, sturdy metal housing, chromed
- Dual infrared sensors (with automatic setting feature), microprocessor
- Reliable solenoid valve ROBUST (minimal level of water pressure surge)
- Vandal-resistant aerator (replaceable with integrated tool)
- Cold water supply connection with flexible hose
- Built-in filter
- TwistStop: integrated automatic shut-off for facilitate replacing or cleaning the filter (no shut-off to angle valves required)
- One Tool Service / all system parts accessible from above
- Automatic energy saving function (solar)
- 12 or 24-hour hygienic flush activatable with Touch
- Integrated battery unit
- Compatible with CNX and Service APP: control of stored operational data, settings and control functions

- Battery:** 4x1,5 V Alkaline AA batteries; life time up to 4 years
- Solar:** Photovoltaic cell in combination with 4x1,5 V Alkaline AA batteries (support batteries) commercial; life time up to 8 years
- Turbine:** Integrated turbine in combination with 4x1,5 V Alkaline AA batteries (support batteries) commercial; life-time up to 8 years
- Mains supply:** Plug-in transformer 110-240 V 50-60 Hz / 6 V
- VARIOconnect:** For single and multiple power supply and data connection (Connection CNX and Service APP - see accessories)

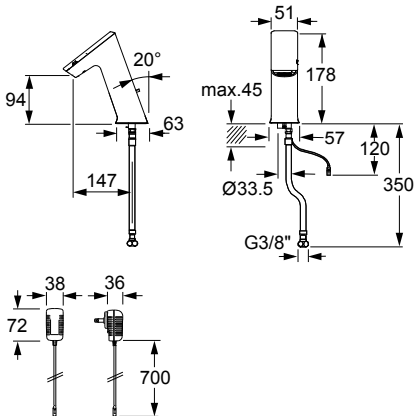
- Operating pressure:** 0,3-10 bar
- Flow rate:** Approx. 6 l/min (3 bar)
- Water temperature (max.):** 80 °C
- Aerator:** Aerator RC
- Flexible hose:** 350 mm
- Angle valve connection:** G 3/8
- Built-in filter:** 0,5 mm mesh size
- Sensor sensitivity:** Automatic self-adapting sensor technology
- Follow-up time:** 1 s pre-set (adjustable with Touch 0-10 s)
- Continuous water flow and hygienic flush time:** 2 min pre-set (adjustable with Touch 0,5-20 min)
- Temporary-off:** 2 min (fixed)
- Engineering standards:** DIN EN 200;

Optional: Valve unit with multi laminar spray head 2 l/min (see accessories)

Note: When integrated into the CNX Water Management System, the CNX Converter 6 V must be ordered separately.
When using the Service APP, the BLE Converter must be ordered separately.

Power supply	Drain assembly	Colour	Article number
Battery	Without	Chromed	162.040.11
Mains operation	Without	Chromed	162.050.11
VARIOconnect	Without	Chromed	162.056.11
Solar	Without	Chromed	162.048.11
Turbine	Without	Chromed	162.078.11

CONTI  ultra lavatory faucet GM20 PUBLIC




ultra lavatory faucet GM20 PUBLIC, with IR sensor, without temperature-mixing (for cold or premixed water), PVD

Touchless, electronically controlled lavatory faucet:









- Modular single-piece design without separate installation box, sturdy metal housing, PVD
- Dual infrared sensors (with automatic setting feature), microprocessor
- Reliable solenoid valve ROBUST (minimal level of water pressure surge)
- Vandal-resistant aerator (replaceable with integrated tool)
- Cold water supply connection with flexible hose
- Built-in filter
- TwistStop: integrated automatic shut-off for facilitate replacing or cleaning the filter (no shut-off to angle valves required)
- One Tool Service / all system parts accessible from above
- Automatic energy saving function (solar)
- 12 or 24-hour hygienic flush activatable with Touch
- Integrated battery unit
- Compatible with CNX and Service APP: control of stored operational data, settings and control functions

Battery: 4x1,5 V Alkaline AA batteries; life time up to 4 years
 Mains supply: Plug-in transformer 110-240 V 50-60 Hz / 6 V
 VARIOconnect: For single and multiple power supply and data connection (Connection CNX and Service APP - see accessories)

Operating pressure: 0,3-10 bar
 Flow rate: Approx. 6 l/min (3 bar)
 Water temperature (max.): 80 °C
 Aerator: Aerator RC
 Flexible hose: 350 mm
 Angle valve connection: G 3/8
 Built-in filter: 0,5 mm mesh size
 Sensor sensitivity: Automatic self-adapting sensor technology
 Follow-up time: 1 s pre-set (adjustable with Touch 0-10 s)
 Continuous water flow and hygienic flush time: 2 min pre-set (adjustable with Touch 0,5-20 min)
 Temporary-off: 2 min (fixed)
 Engineering standards: DIN EN 200; 

Optional: Valve unit with multi laminar spray head 2 l/min (see accessories)

Note: When integrated into the CNX Water Management System, the CNX Converter 6 V must be ordered separately.
 When using the Service APP, the BLE Converter must be ordered separately.

Power supply	Drain assembly	Colour	Article number
 Battery	Without	 Brushed nickel	162.040.00
		 Polished brass	162.040.22
		 Brushed chrome	162.040.44
 VARIOconnect	Without	 Brushed nickel	162.056.00
		 Polished brass	162.056.22
		 Brushed chrome	162.056.44